

Week 4 ----Grade 3 going to Grade 4



Summer Package  
Grade 3 going to Grade 4  
(Week 4)  
2018

## Week 4 ----Grade 3 going to Grade 4

Name \_\_\_\_\_

Date \_\_\_\_\_

1. Katy and Jane construct a four-sided wall to surround their castle. The wall has a perimeter of 100 feet. One side measures 16 feet. A different side measures 16 feet. A third side measures 34 feet.
  - a. Draw and label a diagram of the wall. Use a letter to represent the unknown side length.

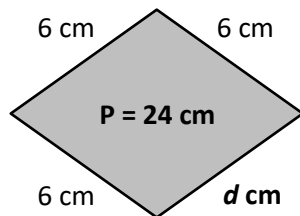
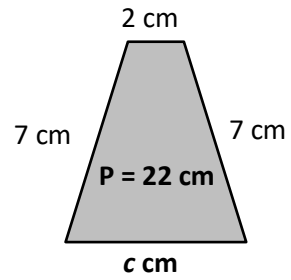
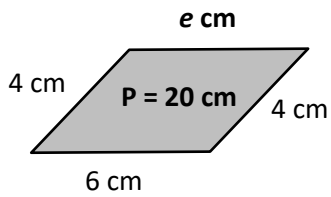
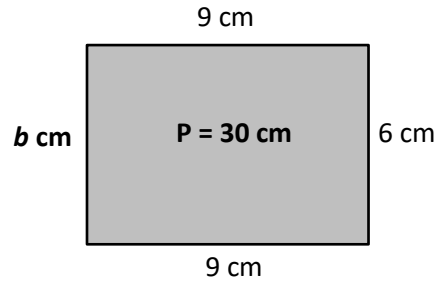
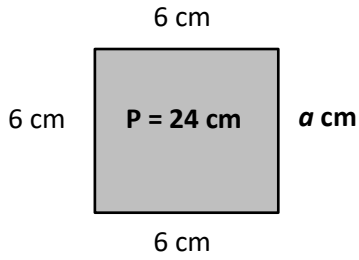
- b. What is the unknown side length? Show your work, or explain how you know.

- c. Katy and Jane build a square fence around the castle's pool. It has a perimeter of 36 feet. What is the area that the fence encloses? Use a letter to represent the unknown. Show your work.

2. Each shape has a missing side length labeled with a letter. The perimeter of the shape is labeled inside.

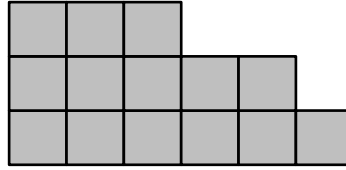
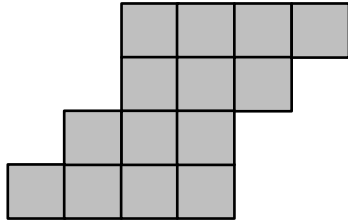
# Week 4 ----Grade 3 going to Grade 4

Find the unknown side length for each shape.



## Week 4 ----Grade 3 going to Grade 4

3. Suppose each  is 1 square centimeter.



a. Find the area and perimeter of each shape.

b. John says, "If two shapes have the same area, they must also have the same perimeter." Is John correct? Use your answer from part (a) above to explain why or why not.

## Week 4 ----Grade 3 going to Grade 4

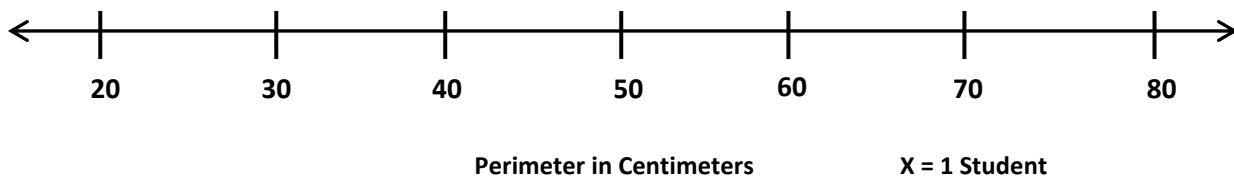
4. Mr. Jackson's class finds all possible perimeters for a rectangle composed of 36 centimeter tiles. The chart below shows how many students found each rectangle.

Perimeter	Number of Students
24 cm	6
26 cm	9
30 cm	5
40 cm	7
74 cm	4

- a. Check the students' work. Did they find all the possible perimeters? How do you know?

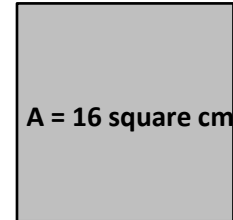
- b. Use the chart. Estimate to construct a line plot of how many students found each perimeter.

**Number of Students Who Found Each Perimeter**



## Week 4 ----Grade 3 going to Grade 4

5. The square to the right has an area of 16 square centimeters.
- a. What is the length of each side? Explain how you know.



- b. Draw copies of the square above to make a figure with a perimeter of 32 centimeters.

- c. Write a number sentence to show that your figure has the correct perimeter of 32 centimeters.

6. Fatima runs errands.

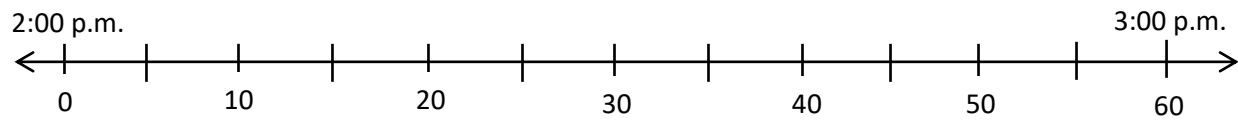
- a. The clock to the right shows what time she leaves home. What time does she leave?

*Fatima leaves home.*



- b. It takes Fatima 17 minutes to go from her home to the market. Use the number line below to show what time she gets to the market.

## Week 4 ----Grade 3 going to Grade 4



- c. The clock to the right shows what time Fatima leaves the market. What time does she leave the market?

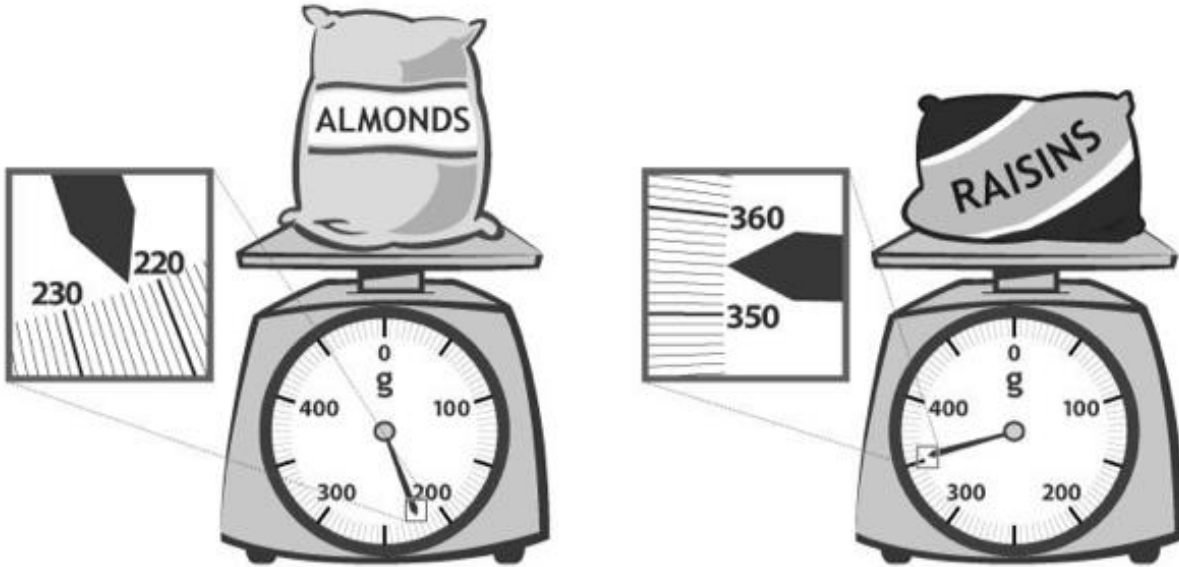
*Fatima leaves the market.*



- d. How long does Fatima spend at the market?

## Week 4 ----Grade 3 going to Grade 4

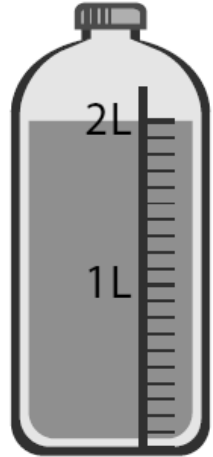
7. At the market, Fatima uses a scale to weigh a bag of almonds and a bag of raisins, shown below. What is the total weight of the almonds and raisins?





## Week 4 ----Grade 3 going to Grade 4

8. The amount of juice in 1 bottle is shown to the right. Fatima needs 18 liters for a party. Draw and label a tape diagram to find how many bottles of juice she should buy.




9. Altogether, Fatima's lettuce, broccoli, and peas weigh 968 grams. The total weight of her lettuce and broccoli is shown to the right. Write and solve a number sentence to find how much the peas weigh.



## Week 4 ----Grade 3 going to Grade 4

10. Fatima weighs a watermelon, shown to the right.

a. How much does the watermelon weigh?



b. Leaving the store Fatima thinks, "Each bag of groceries seems as heavy as a watermelon!" Use Fatima's idea about the weight of the watermelon to estimate the total weight of 7 bags.

c. The grocer helps carry about 9 kilograms. Fatima carries the rest. Estimate how many kilograms of groceries Fatima carries.

d. It takes Fatima 12 minutes to drive to the bank after she leaves the store and then 34 more minutes to drive home. How many minutes does Fatima drive after she leaves the store?