




Summer Package
Grade 3 going to Grade 4
(Week 3)
2018

Week 3 ----Grade 3 going to Grade 4

Name _____

Date _____



- Natalie folded 1 whole fraction strip as pictured above.
 - How many equal parts did she divide the whole into?
 - Label each equal part with a unit fraction.
 - Identify the fraction of the strip she shaded.
 - Identify the fraction of the strip she did not shade.
- Draw 2 rectangles the same size. Each rectangle represents 1 whole.
 - Partition each rectangle into 3 equal parts. Shade and label a fraction greater than 1.
 - Draw a number bond that shows 1 whole rectangle as 3 unit fractions.
- The bakery had a chocolate cake and a vanilla cake that were exactly the same size. Mr. Chu bought $\frac{1}{4}$ of the chocolate cake. Mrs. Ramirez bought $\frac{1}{6}$ of the vanilla cake. Who bought a larger piece of cake? Explain your answer using words, pictures, and numbers.
- Natalie explained, "My drawing shows a picture of $\frac{3}{2}$." Kosmo says, "It looks like a picture of $\frac{3}{4}$ to me."
 - Show and explain how they could both be correct by choosing different wholes. Use words, pictures,

Week 3 ----Grade 3 going to Grade 4

and numbers.



- b. Natalie said to Kosmo, "One part can represent either 1 half or 1 fourth. That must mean $\frac{1}{2} = \frac{1}{4}$." Do you agree with Natalie? Use words, pictures, and numbers to explain your reasoning.

5. Jerry put 7 equally spaced hooks on a straight wire so students could hang up their coats. The whole length is from the first hook to the last hook.

- a. On the picture below, label the fraction of the wire's length where each hook is located.



- b. At what fraction is Betsy's coat if she hangs it at the halfway point?
- c. Write a fraction that is equivalent to your answer for Part (b).
6. Jerry used the picture below to show his son how to find a fraction equal to $\frac{2}{3}$. Explain what Jerry might have said and done using words, pictures, and numbers.

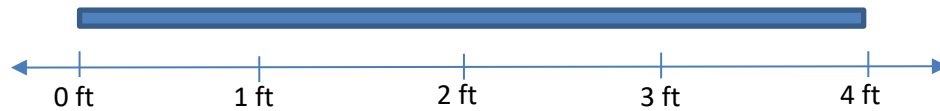


7. Jerry and his son have the exact same granola bars. Jerry has eaten $\frac{3}{6}$ of his granola bar. His son has eaten $\frac{3}{8}$ of his own granola bar. Who has eaten more? Explain your answer using words, pictures, and numbers.

Week 3 ----Grade 3 going to Grade 4

8. Jerry has a fruit roll that is 4 feet long.

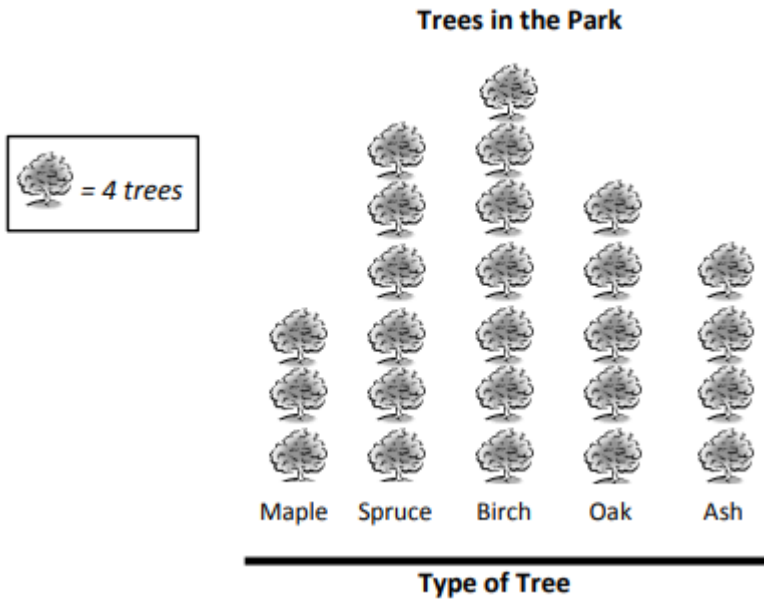
- a. Label the number line to show how Jerry might cut his fruit roll into pieces $\frac{1}{3}$ of a foot long. Label every fraction on the number line, including renaming the wholes.




- b. Jerry cut his fruit roll into pieces that are $\frac{1}{3}$ of a foot long. Jerry and his 2 sons each eat one piece. What fraction of the whole fruit roll is eaten? Explain your answer using words, pictures, and numbers.
- c. Jerry's son says that 1 third is the same as 2 sixths. Do you agree? Why or why not? Use words, pictures, and numbers to explain your answer.

9- The picture graph below represents all the trees in the park.

Week 3 ----Grade 3 going to Grade 4



a. Use the grid to create and label a scaled bar graph representing the data in the picture graph above.



b. How many more maple and oak trees are there than birch trees?

1. The table below shows the number of flowers that were planted by the science club.

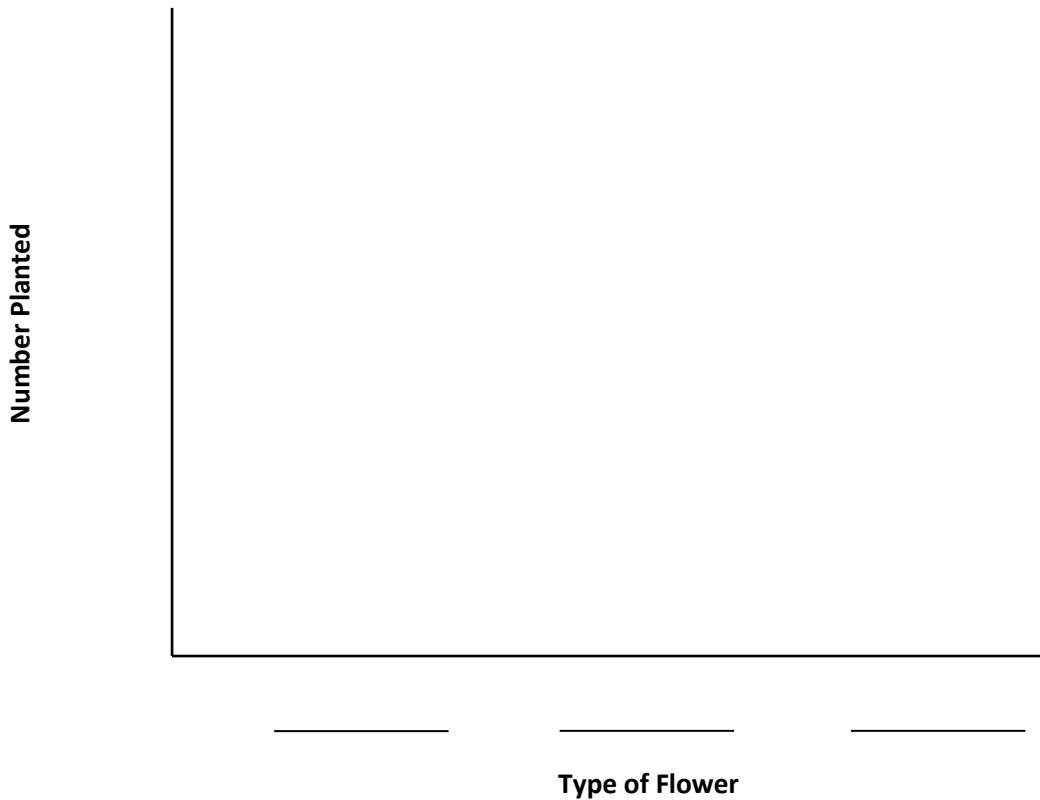
Week 3 ----Grade 3 going to Grade 4

a. Complete the table by filling in the number of marigolds that were planted.

Flowers Planted by Science Club	
Type of Flower	Number Planted
Roses	24
Lilies	12
Marigolds	_____
TOTAL Flowers Planted:	54

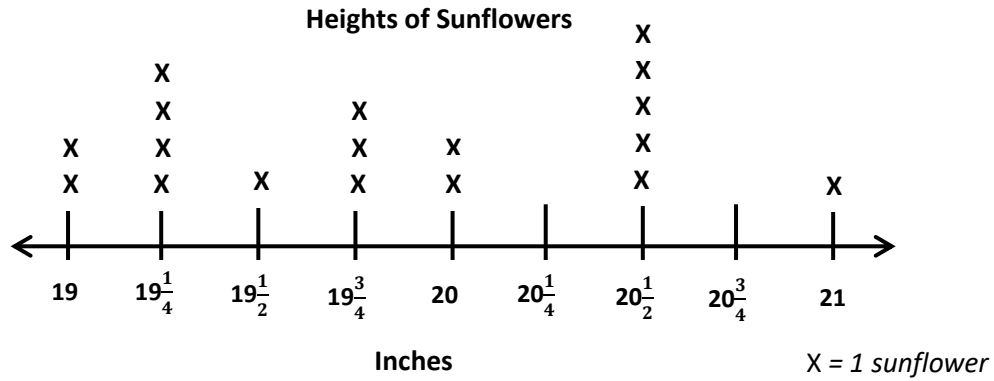
b. Use the lines below to create and label a picture graph using the data in the table. Determine a picture and scale to represent the number of each type of flower.

= _____ flowers



Week 3 ----Grade 3 going to Grade 4

2. Fred measures the heights of all the sunflowers in his backyard. His measurements in inches are shown on the line plot below.



- a. How many sunflowers are in Fred's backyard? Explain how you know.
- b. What are the three most frequent measurements on the line plot? Write them in order from shortest to longest.

3. Carol measures 16 bamboo shoots. Her measurements are recorded in the table below.

Heights of Bamboo Shoots (in Inches)			
$94 \frac{1}{2}$	$94 \frac{1}{4}$	$93 \frac{3}{4}$	$94 \frac{3}{4}$
$94 \frac{3}{4}$	95	$94 \frac{3}{4}$	$95 \frac{1}{4}$
$94 \frac{1}{2}$	$94 \frac{3}{4}$	$94 \frac{3}{4}$	$94 \frac{1}{2}$
95	$94 \frac{3}{4}$	$94 \frac{3}{4}$	95

Week 3 ----Grade 3 going to Grade 4

a. Make a line plot of the bamboo shoot data. Explain your choice of scale.

b. How many more bamboo shoots measured $94\frac{3}{4}$ inches than both 95 and $94\frac{1}{2}$ inches combined?