

Week 3 ----Grade 2 going to Grade 3




Summer Package
Grade 2 going to Grade 3
(Week 3)
2018

Week 3 ----Grade 2 going to Grade 3

Name _____

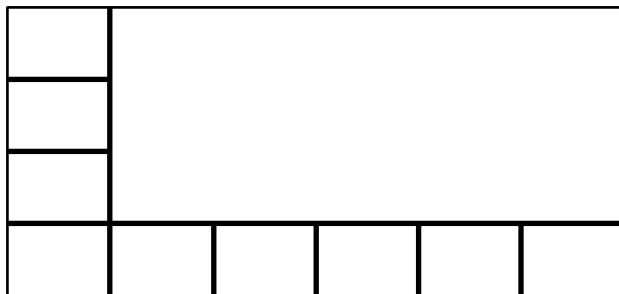
Date _____

1. a. Does the picture below show an even or an odd number of teddy bears? Explain your thinking using pictures, numbers, or words in the box on the right.



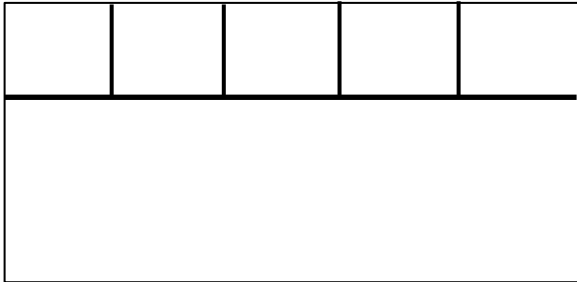
- b. Explain how you know if a number is even.

2. a. Complete the array.




Week 3 ----Grade 2 going to Grade 3

- b. Using the entire rectangle, draw 3 rows of 5 squares. The first row is done for you. Then, write a repeated addition sentence that describes your array.



- c. Henry drew the rectangle below using 12 squares. Draw a different rectangle using 12 squares.



3. Complete each sentence. Explain your thinking using pictures, numbers, or words.


Week 3 ----Grade 2 going to Grade 3

a. 2 groups of 4 make _____.	b. _____ groups of 2 make 6.
------------------------------	------------------------------

4. a. Alex says that 14 is an even number. Do you agree with him? Explain your thinking using pictures, numbers, or words.

b. Draw an array using 14 squares in 2 rows. The rows have been drawn for you.

Week 3 ----Grade 2 going to Grade 3



- c. Alex has 14 pencils. He gives all of his pencils to his two friends. Each friend gets the same number of pencils. How many pencils did each friend get? Explain your thinking using pictures, numbers, or words.

Note: Do not pass out rulers until after students complete Problem 1(a).

5.

- a. Estimate the length of each item in inches.
The envelope is about ____ inches.



The pencil is about ____ inches.



The crayon is about ____ inches.

Week 3 ----Grade 2 going to Grade 3



The scissors are about ____ inches.



- b. Use a ruler to measure the length of the items above using inches and then centimeters. Round to the nearest unit, and then record the measurements in the table.

Envelope	Pencil	Crayon	Scissors
_____ inches	_____ inches	_____ inches	_____ inches
_____ centimeters	_____ centimeters	_____ centimeters	_____ centimeters

- c. The envelope is _____ centimeters longer than the crayon.
- d. For each measurement, which is greater, the number of inches or the number of centimeters?

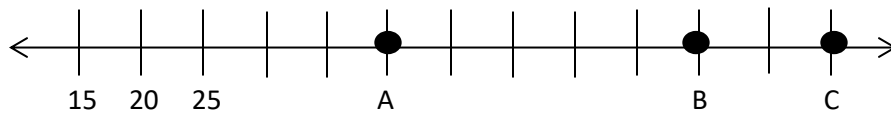
- e. Explain why.

Week 3 ----Grade 2 going to Grade 3

6. Circle the appropriate tool for measuring each object.

- | | | |
|--------------------------------|---------------|-----------|
| a. The length of a book: | 12-inch ruler | yardstick |
| b. The height of a flagpole: | 12-inch ruler | yardstick |
| c. The length of a paper clip: | 12-inch ruler | yardstick |
| d. The height of a doorway: | 12-inch ruler | yardstick |

7. a. What number is represented as Point A on the number line? _____



b. What is the distance between A and B? _____

c. What is 40 less than the number marked by Point C? Mark it as Point D on the number line.

Week 3 ----Grade 2 going to Grade 3

8. Use the tables below to graph the data.
- a. Draw and label a line plot to show the length of the pencils in the table.

Length in Inches	Number of Pencils
1 inch	0
2 inches	2
3 inches	4
4 inches	4
5 inches	3
6 inches	2
7 inches	5

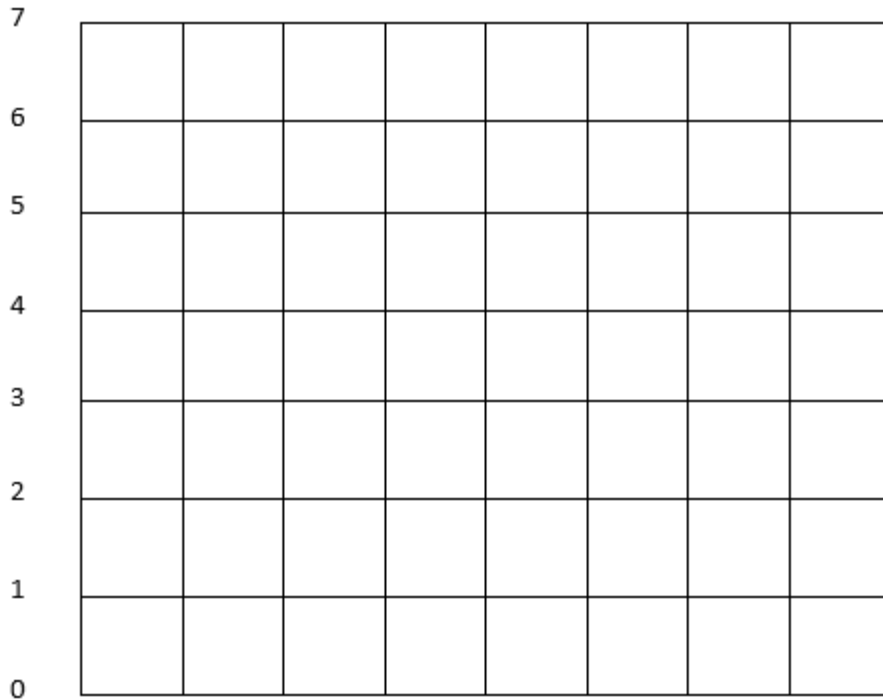
Title _____

- b. Find the total number of pencils measured. _____
- c. Draw and label a bar graph to show the number of pencils in each student's desk.

Week 3 ----Grade 2 going to Grade 3

Student Name	Jill	Sven	Rocco	Lyla
Number of Pencils	4	2	5	1

Title: _____



9. Draw a picture, and write a number sentence to solve.
- The height of the dog's doorway is 19 inches. The height of the family's doorway is 78 inches. How much taller is the family's doorway than the dog's doorway?
 - Albert saved 42 cents last week. This week, he added a quarter, 2 dimes, and 13 pennies to his savings. How much money has Albert saved from the last two weeks? Write the answer using the \$ or ¢ symbol.