



Summer Package
Grade 1 going to Grade 2
(Week 4)
2018

Week 4 ----Grade 1 going to Grade 2

Name _____

Date _____

1.-

Write the words **longer than** or **shorter than** to make the sentence true.

A



B



Shoe A is _____ Shoe B.

1.

Draw a picture to help you complete the measurement statements. Circle the words that make each statement true.

Tanya's doll is shorter than Aline's doll.

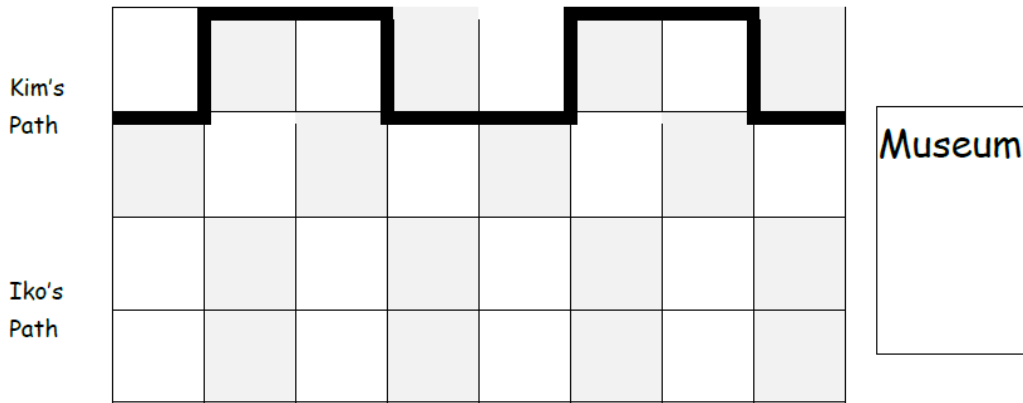
Mira's doll is taller than Aline's doll.

Tanya's doll is (**taller than/shorter than**) Mira's doll.

Week 4 ----Grade 1 going to Grade 2

2.

Use the picture to answer the questions about the students' paths to the museum.



a) How long is Kim's path to the museum? _____ blocks

b) Iko's path is shorter than Kim's path. Draw Iko's path.

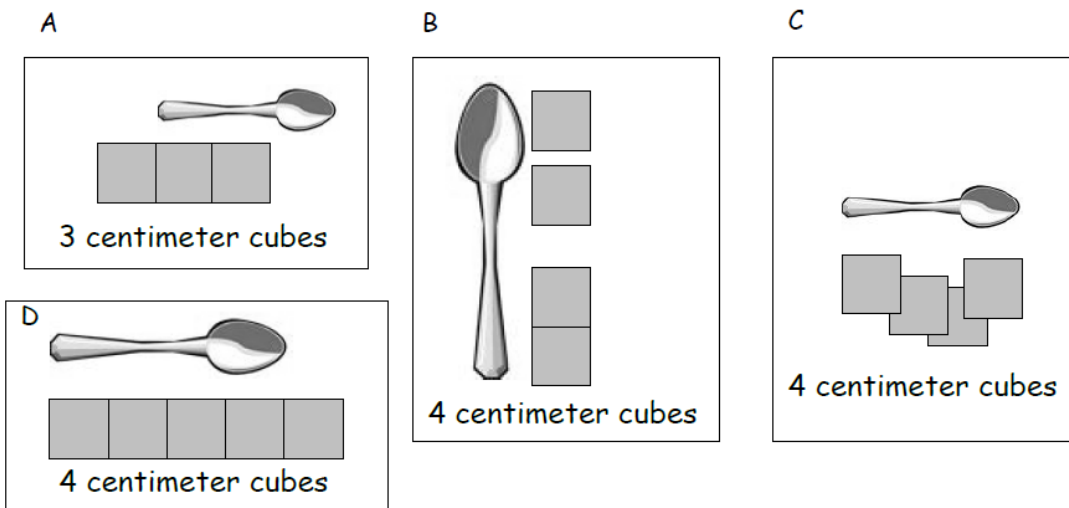
Circle the correct word to make the statement true.

c) Kim's path is **longer/shorter** than Iko's path.

d) How long is Iko's path to the museum? _____ blocks

3. Circle the picture that shows the correct way to measure.

Week 4 ----Grade 1 going to Grade 2



4.

The wrench is 8 centimeters long.



The screwdriver is 12 centimeters long.



The hammer is 9 centimeters long.



Week 4 ----Grade 1 going to Grade 2

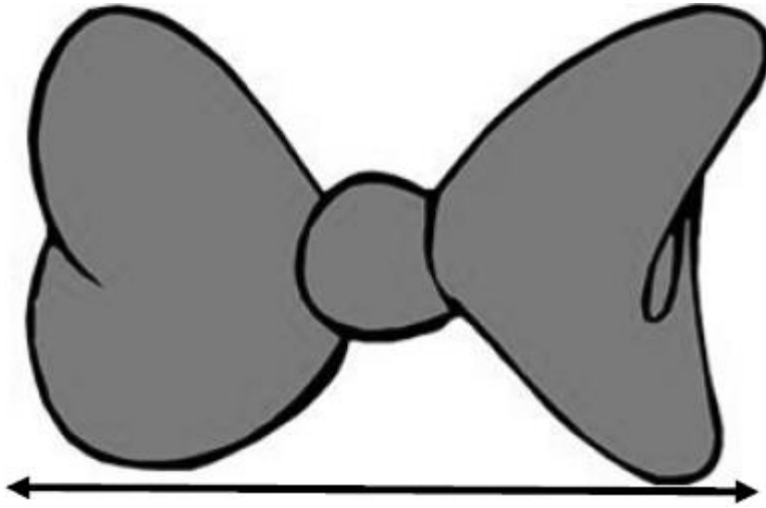
a) Order the pictures of the tools from shortest to longest.

b) How much longer is the screwdriver than the wrench?
The screwdriver is _____ centimeters longer than the wrench.

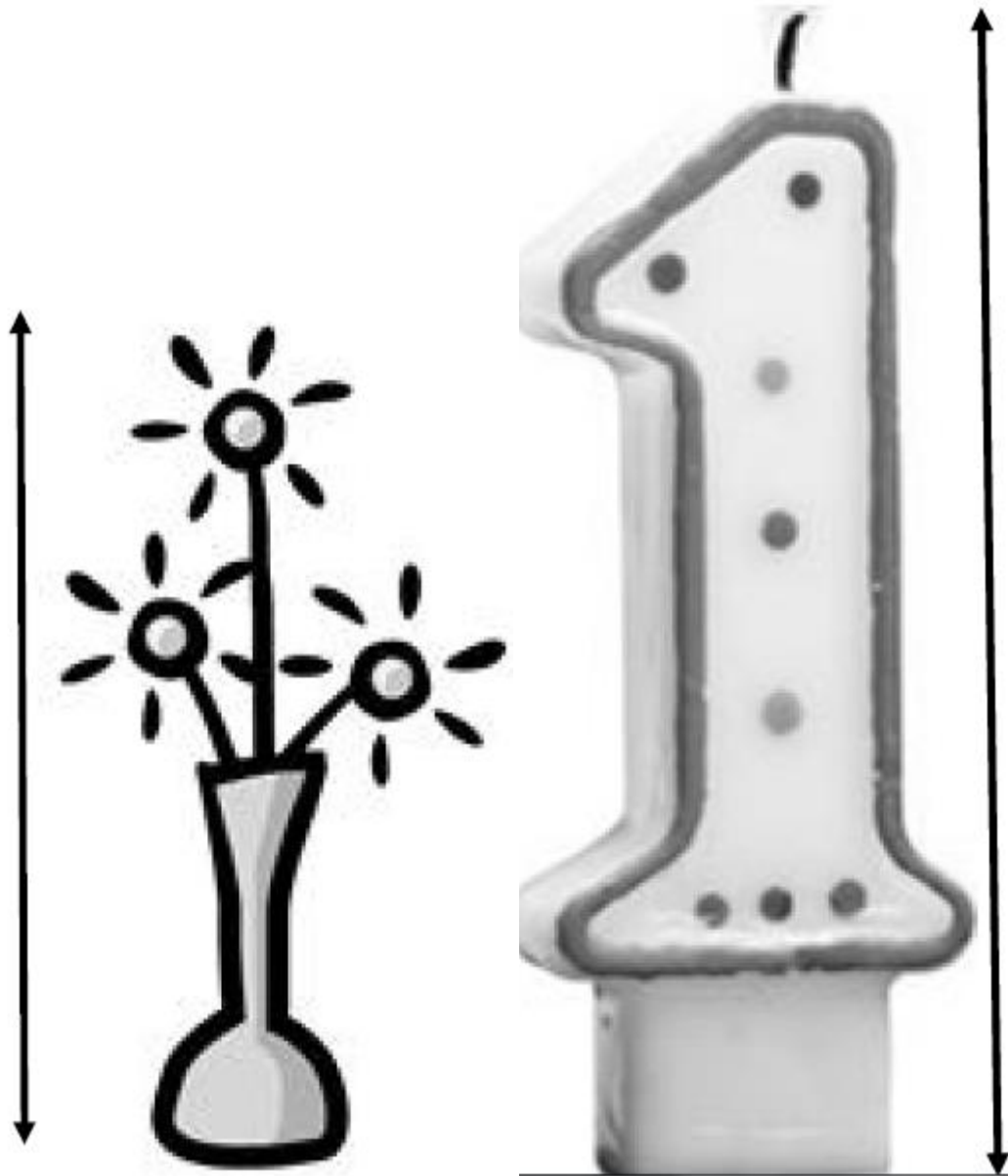
5. Measure the length of each object with large paper clips. Then, measure the length of each object with small paper clips. Fill in the chart with your measurements.

Name of Object	Number of Large Paper Clips	Number of Small Paper Clips
a. bow		
b. candle		
c. vase and flowers		

Week 4 ----Grade 1 going to Grade 2



Week 4 ----Grade 1 going to Grade 2



Week 4 ----Grade 1 going to Grade 2

6. Students were asked about their favorite ice cream flavor. Use the data below to answer the questions.

Ice Cream Flavor	Tally Marks	Votes
Chocolate		
Strawberry		
Cookie Dough	 	

A . Fill in the blanks in the table by writing the number of students who voted for each flavor.

B . How many students chose cookie dough as the flavor they like best? _____ students

C . What is the total number of students who like chocolate or strawberry the best? _____ students

D . Which flavor received the least amount of votes?

E . What is the total number of students who like cookie dough or chocolate the best? _____ students


F . Which two flavors were liked by a total of 7 students?

_____ and _____

G . Write an addition sentence that shows how many students voted for their favorite ice cream flavor.

Week 4 ----Grade 1 going to Grade 2

7. Students voted on what they like to read the most. Organize the data using tally marks, and then answer the questions.



What Students Like to Read the Most	Number of Students
Comic Book	
Magazine	
Chapter Book	

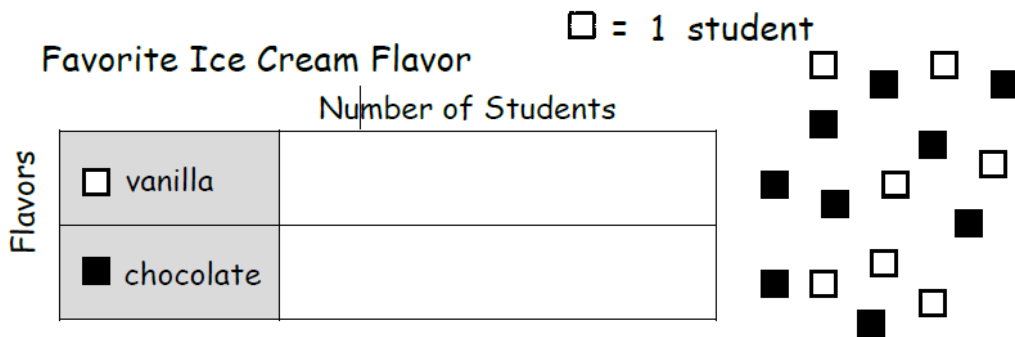
- a) How many students like to read chapter books the most? _____ students
- b) Which item received the **least** amount of votes? _____
- c) How many more students like to read chapter books than magazines?
_____ students
- d) What is the total number of students who like to read magazines or chapter books?
_____ students
- e) Which two items did a total of 9 students like to read?
_____ and _____
- f) Write an addition sentence that shows how many students voted

Week 4 ----Grade 1 going to Grade 2

8. A class collected the information in the chart below. Students asked each other: Among stuffed animals, toy cars, and blocks, which is your favorite toy? Then, they organized the information in this chart.

Toy	Number of Students
Stuffed Animals	11
Toy Cars	5
Blocks	13

- a) How many students chose toy cars? _____
- b) How many more students chose blocks than stuffed animals? _____
- c) How many students would need to choose toy cars to equal the number of students who chose blocks? _____
9. Use squares with no gaps or overlaps to organize the data from the picture. Line up your squares carefully.




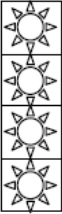




- a) How many more students liked chocolate than liked vanilla? _____ Students
- b) How many total students were asked about their favorite ice cream flavor?
_____ Students

Week 4 ----Grade 1 going to Grade 2

10. Use the table to answer the questions. Fill in the blank, and write a number sentence to the right to solve the problem.

School Day Weather

	sunny 	rainy 	cloudy 
Number of School Days			

- a) How many more day(s) were cloudy than sunny?

_____ more day(s) were cloudy than sunny. _____

- b) How many fewer days were cloudy than rainy?

_____ more day(s) were cloudy than rainy. _____

- c) How many more days were rainy than sunny?

_____ more day(s) were rainy than sunny. _____

- d) How many total days did the class keep track of the weather?

_____ Total days

- e) If the next 3 school days are sunny, how many of the school days will be sunny in all?

_____ days will be sunny.